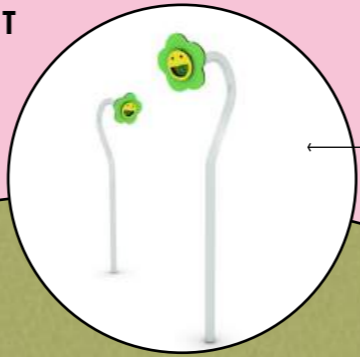


WELLINGTON CITY COUNCIL: CHURTON PARK

PROPOSED PLAYSPACE:
OPTION 1: REV C

**EQUIPMENT
AGES 1 - 4**
- TALKING TUBES



**EQUIPMENT
AGES 1 - 4**

- 900H DECK
- 3FT CURVED SLIDE
- REFURBISHED 'BI PLANE'
- TUNNEL
- SHIP WHEEL
- 1100H DECK
- HANDTOE WALL
- SCALE WALL
- SCRAMBLE NET
- DOUBLE JET SLIDE

B



A

**EQUIPMENT
AGES 5-12**

- 1.8 HEX DECK
- 6FT WAVE SLIDE
- 1.8 ROCK WALL
- 3X 1.8 LADDER CLIMBER
- 1.8 SLIDE POLE
- FUNNEL NET
- QUADTRAMP NET
- INCLINED TRI NET
- INCLINED SQUARE NET
- 3M VORTEX NET
- 3M STEPPER WALKER
- 2X TURNING BARS
- HONEYCOMB NET

A

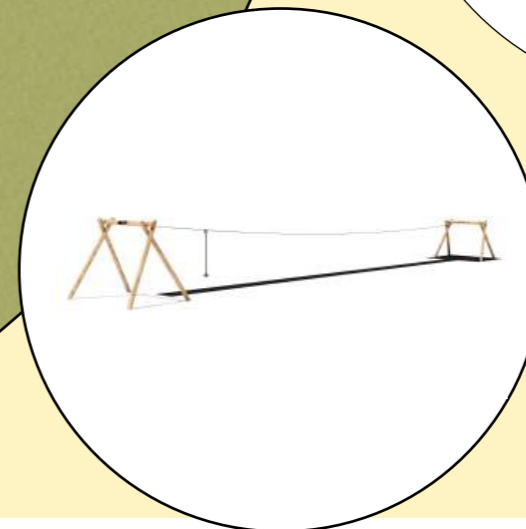


C



- EQUIPMENT**
- QUAD BAY LOG SWING 2.4
 - 1X ORANGE BASKET DISK
 - 3X STRAP SEATS
 - 1X EXPRESSION SEAT
 - 1X GREEN INCLUSIVE SEAT
 - 1X TODDLER SEAT

D



- EQUIPMENT**
- 30M FLYING FOX




WELLINGTON CITY COUNCIL: CHURTON PARK

PROPOSED PLAYSPACE:
OPTION 1: REV C

E

**EQUIPMENT
AGES 1 - 12**
- INCLUSIVE
TRAMPOLINE



REFURBISHED 'BOWL SPINNER'
AGES 1-4

REFURBISHED 'SPRINGER SEESAW'
AGES 1- 4

SHADE SAILS 2X 45M²

F

**EQUIPMENT
AGES 1-12**
- 'THE ORBIT' INCLUSIVE CAROUSEL



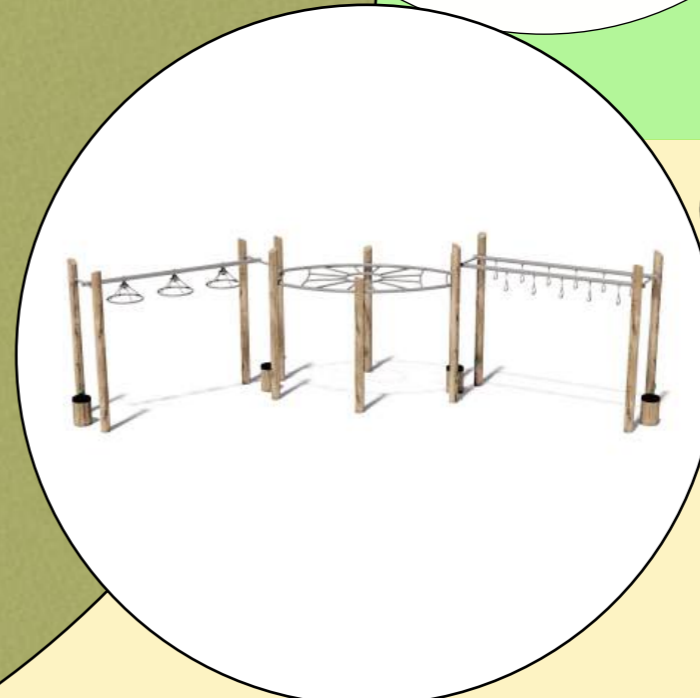
REFURBISHED
'SPICA SPINNER'
AGES 1-4

F

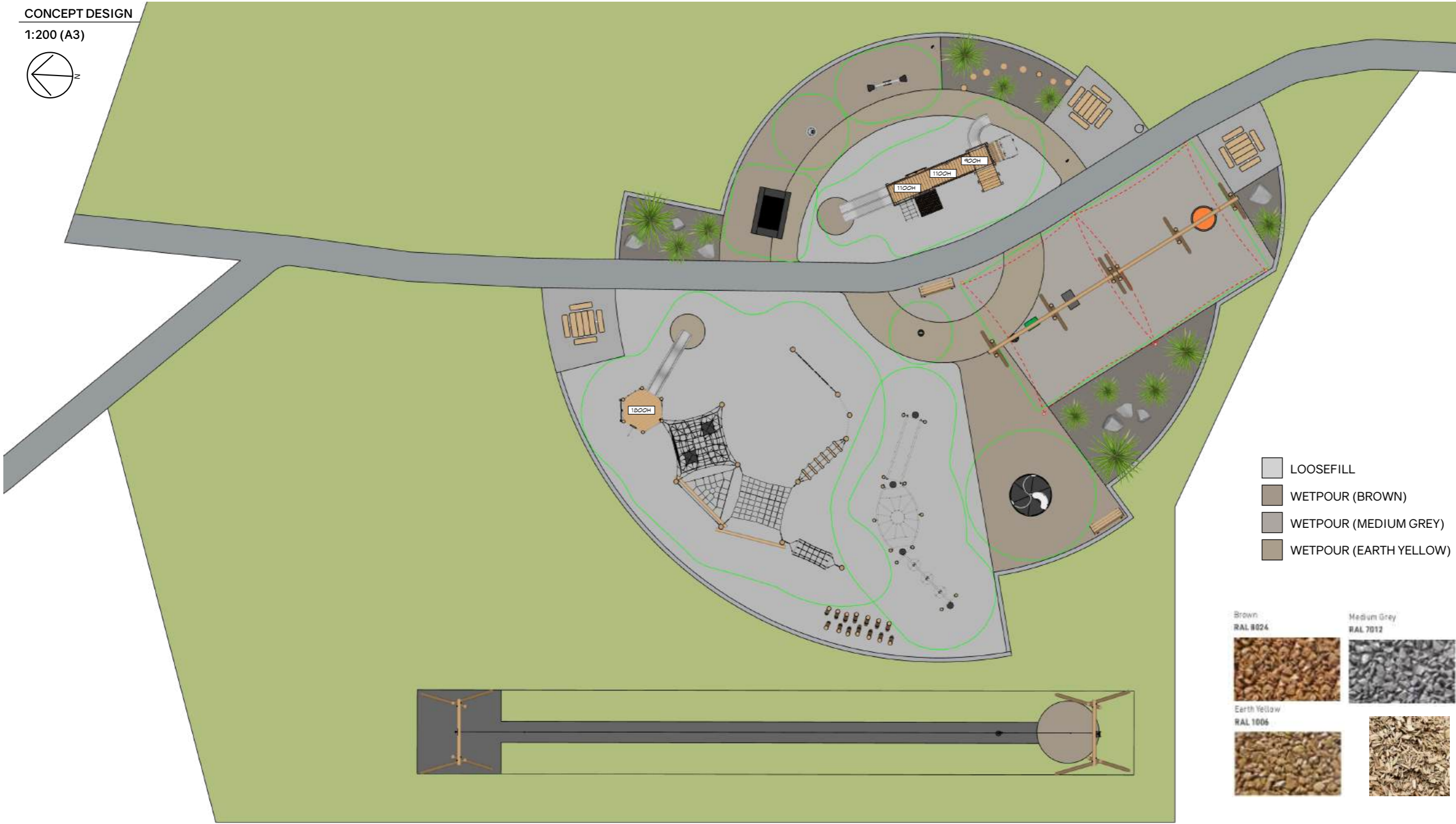
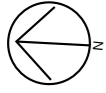
G

G

**EQUIPMENT
AGES 5-12**
- OVERHEAD TRIO
- 3M WHEEL TREK
- 3M C CHALLENGE
- 3M GLADIATOR RINGS







- LOOSEFILL
- WETPOUR (BROWN)
- WETPOUR (MEDIUM GREY)
- WETPOUR (EARTH YELLOW)



DRAWN BY
AM

ISSUED
17.06.2024

SCALE
1:200 (A3)

LOCATION
Churton Park Reserve,
Wellington

PROJECT
Playground Concept: Option 1
REV C

REVISION

REV	DATE	DESCRIPTION
A	12.03.2024	Reduce size
B	01.05.2024	Relocate Flying Fox
C	17.06.2024	Extend Swings

NOTES

The playground design, including all architectural plans, drawings, schematics, and creative elements, shall remain the exclusive property of Playground Creations. ©

Before proceeding with any modifications, it is essential to seek approval from the designer. The changes should remain consistent with the original design vision.

Before commencing work, ensure that all measurements are accurately verified on-site. Precision is essential for successful implementation.





Churton Park, Wellington

Sattelite Map

1:1000 (A3)