

Skip bins and shipping containers on Wellington Roads

All skips and containers should be placed on the hirer's private property where possible. If not possible, here is what you need to know.

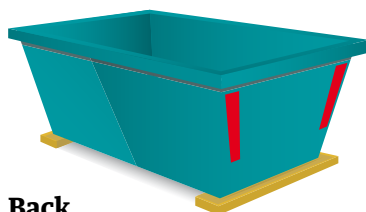
A permit is required if the skip or container is unable to be placed on private property and needs to be placed in the road reserve (includes street, parking spaces, footpath and berm). In this case, the following conditions will apply to ensure the safety of all road users. Failure to observe these conditions, or placing the skip or container so that it may create a hazard for other road users may result in the Council removing the skip or container at the hirer's expense.

[Refer to Wellington City Consolidated Bylaw 2008 Part 5: Public Places Property and Access 22.4 v.](#)


Please remember that you are sharing the road with everybody (we all have the same right to use legal roads without obstruction) and importantly with your immediate neighbours.

Conditions

- **Pedestrian protection:** Adequate access for pedestrians must be maintained at all times. If the skip or container or the loading / unloading activity is likely to create an obstruction or hazard.
- **Protection of footpath:** Skips and containers must not be placed on a footpath or on concrete kerbs. However where the footpath is the only practical location, then it must be placed on timber planks.
- **Cycle lanes:** No skips or containers to be placed in cycle lanes. If placing near a cycle lane, there must be a minimum of one metre clearance between the edge of the skip or container and the nearest side of the cycle lane.
- **Protection of road:** Containers must be placed on a sealed surface (not footpaths or berms), and the surface must be protected by placing the container on timber planks in all instances.



Back



Front

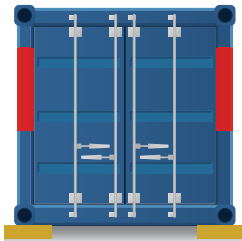


Back



Front

- **Utility services:** Skips and containers must be kept clear of all service covers such as; stormwater, wastewater, electricity, telecommunications, gas, fire hydrants, etc. Please allow one metre between them and service cover.
- **Visibility:** Skips and containers must be placed so that during the hours of darkness they are clearly visible from 50m away. The skip or container must be fitted with either:
 - (a) one (or more) rearward facing red lights and one (or more) forward facing lights attached to the side of the skip or container nearest to the road centreline,
 - (b) approved reflective materials, at least 50mm wide and 65mm long, fixed on each vertical face within 150mm of each upper corner. In the case of containers, reflective materials or flashing road lamps must be fixed or attached at least 1m above ground level.



- **Warning signs:** Skips and containers must be placed such that regulatory (eg speed limit) and warning signs (eg stop, give way, curve warning signs) can be seen from at least 65m away.
- **Contact details:** Skips and containers must have contact details permanently and legibly marked on them to allow the responsible party to be contacted in the case of an emergency. If a bin is located on the road reserve without contact details prominently displayed, then WCC may remove without further notice.

- **Advertising:** Skips or containers must not be fitted with any advertising material other than the name of the owner (as per the contact details) without the express approval of the Council. This is to avoid hazardous distraction to drivers.
- **Health and hygiene:** Skips and containers must not be placed within 50m of a food establishment unless special conditions have been agreed.
- **Placement:** Skips and containers must be placed parallel to the street/road with containers being placed in front of the hirer's business or residence.
- **Placing skips or containers in restricted parking areas:** Skips and containers placed in a restricted parking zone will attract more fees and may have special conditions.
- **Time limits:** The maximum period that any skip or container may occupy a space within the road reserve is 14 days. Deliver and removal must be within the 14 day period.
- **Maintenance:** Skips and containers must not be repaired while placed on the road.
- **Debris:** Ensure that any load, debris or liquid contained within the bin is secure and does not cause litter or leakage, noise, wind-blown dust or stains, while also keeping area clean while loading and unloading. It is the responsibility of the person that hires the bin to maintain a clean area. If this is not done then WCC will remove any stains or material from the area and the hirer will be responsible for paying the clean-up costs.
- **Storage:** Skips and containers must be used for the purpose of loading or unloading goods and are not to provide long term storage. Empty skips and containers must not be stored within the road reserve.

Contact us

If any of these conditions cannot be complied with, please contact the Council to identify alternative provisions.

Call us anytime on **04 499 4444** or email **streetactivities@wcc.govt.nz**

Wellington City Council

Service Centre: 12 Manners Street,
Wellington 6011

By post: PO Box 2199, Wellington 6140

**Absolutely Positively
Wellington City Council**

Me Heke Ki Pōneke