

**From:** Robert Hon <Robert.Hon@wcc.govt.nz>

**Sent:** 20 December 2021 12:27

**To:** Daniel Wood <Daniel.Wood@wcc.govt.nz>

**Subject:** FW: Resource Consent 292 Main Road Tawa SR 505203 - Waste Comments - adjusted after updated plans 20.12.2021

Hi Daniel

Please see updated waste comments as below.

The applicant proposes to construct 24 x 2 bedroom units.

**Please get the applicant to confirm the number of units and the number of bedrooms that is proposed.**

Considering the number of apartments and that space on road reserve is limited, the Council requests that **waste and recycling services are to be provided privately** in line with the requirements of

1. Rule G4.18 and G4.19 in the district plan needs to be considered
2. The Council's Solid Waste Management and Minimisation Bylaw 2020: <https://wellington.govt.nz/rubbish-recycling-and-waste/waste-bylaw>

I would not recommend the future applicants use the Council's kerbside service.

It is likely that amount of waste and recycling presented at the kerbside on collection day outside of the private driveway along Hillview Crescent will be limit access to the street to other users.

It is unlikely to comply with Rule G4.19.

Communal waste/recycling collection space is best for the site.

I estimate the waste volumes for residential activities as follows:

Residential (assume 2 persons per bedroom)



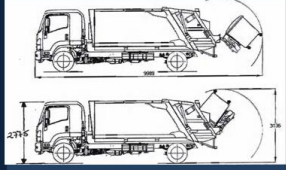
Waste Type	Volume per week (Litres)	Max receptacle size due to weight concerns when some form of manual handling of bins are required.
Waste	3300	660 litres bin
Recycling (without glass)	1720	660 litres bin
Green Glass	580	240 litres bin
Clear Glass	290	240 litres bin
Brown Glass	290	240 litres bin

Care must also be taken on how the vehicle can access the site.

Ideally, the vehicle should be able to enter and leave the site without reversing.

Operating vehicles also have height restrictions and width restrictions.

Design of apartments should allow for this – e.g. placement of balconies are important.

Side Loading Collection Vehicle	Front Loading Collection Vehicle	Rear Loading Collection Vehicle
		
Length overall 9.9m Wheelbase 5.3m Driving width 2.5m Turning circle (kerb to kerb) 18.7m Turning circle (wall to wall) 19.2m Operational width (standard arm distance) 6m Operational width (extended arm distance) 4.4m Operational Height 3.9m	Length overall 9.9m Wheelbase 5.84m Driving width (maximum legal standard vehicle width) 2.5m Turning circle (kerb to kerb) 22.1m Turning circle (wall to wall) 23.66m Travel height 3.64m Operational height 6.1m	Length overall 8.1m Wheelbase 4.75m Driving width (maximum legal standard vehicle width) 2.5m Turning circle (wall to wall) 18.6m Travel height 2.8m Operational height 3.15m Operational Length 9.95m

The communal waste area should also be designed appropriately.

Screened visually.

Roof may be required to ensure it limits litter.

Suitable Lighting

Water and grey water connections within to allow for cleaning

Suitable ventilation.

Accessibility considerations to allow wheelchair users to access the site.

My initial comments.

Thank you.

Regards.

Robert Hon  
021 227 8148